


# Beginner Viola Theory for Children One: Everything You Need to Know

The viola is a beautiful and versatile instrument that can be enjoyed by children of all ages. If your child is interested in learning how to play the viola, it is important to start with a solid foundation in music theory. This article will teach you everything you need to know about beginner viola theory for children, including the basics of music theory, how to read music, and how to play the viola.



## Beginner Viola Theory for Children, Book One

★★★★★ 5 out of 5

Language : English

File size : 11167 KB

Print length : 84 pages



## The Basics of Music Theory

Music theory is the study of the elements of music, including pitch, rhythm, harmony, and form. A basic understanding of music theory will help your child to understand how music works and how to play the viola correctly.

Here are some of the most important concepts in music theory:

- **Pitch** is the highness or lowness of a sound. Pitch is measured in hertz (Hz). The higher the frequency, the higher the pitch.

- **Rhythm** is the pattern of beats in music. Rhythm is measured in beats per minute (bpm). The faster the bpm, the faster the rhythm.
- **Harmony** is the combination of two or more notes played at the same time. Harmony can be either consonant or dissonant. Consonant harmonies sound pleasing to the ear, while dissonant harmonies sound harsh.
- **Form** is the structure of a piece of music. Form can be either simple or complex. Simple forms include the verse-chorus form and the sonata form. Complex forms include the symphony and the opera.

## How to Read Music

Music is written on a staff, which is a series of five lines and four spaces. Each line and space represents a different musical pitch. The notes are written on the staff using symbols called clefs. The most common clef for the viola is the alto clef, which is placed on the third line of the staff.


To read music, you need to be able to identify the notes on the staff and understand their rhythm. The rhythm of a note is indicated by its shape. A whole note is a filled-in oval. A half note is an open oval. A quarter note is a filled-in circle. An eighth note is an open circle with a stem. A sixteenth note is an open circle with two stems.

## How to Play the Viola

The viola is played by plucking the strings with a bow. The left hand is used to finger the strings, and the right hand is used to control the bow. The viola has four strings, which are tuned to the notes A, D, G, and C.

To play the viola, you need to learn how to hold the instrument correctly, how to finger the strings, and how to control the bow. There are many resources available to help you learn how to play the viola, including books, online tutorials, and private lessons.

The viola is a beautiful and versatile instrument that can be enjoyed by children of all ages. If your child is interested in learning how to play the viola, it is important to start with a solid foundation in music theory. This article has taught you everything you need to know about beginner viola theory for children, including the basics of music theory, how to read music, and how to play the viola. With a little practice, your child can be playing the viola in no time!




## Beginner Viola Theory for Children, Book One

★★★★★ 5 out of 5

Language : English

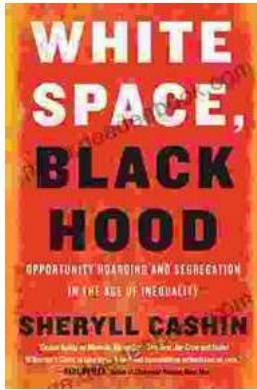
File size : 11167 KB

Print length : 84 pages



## Every Cowgirl Loves Rodeo: A Western Adventure

Every Cowgirl Loves Rodeo is a 2021 American Western film directed by Catherine Hardwicke and starring Lily James, Camila Mendes, and Glen...



## Opportunity Hoarding and Segregation in the Age of Inequality

In an age marked by profound inequality, the concepts of opportunity hoarding and segregation have emerged as pressing concerns. These phenomena...