


Step By Step Instructions For More Than 25 Winged Creatures

Are you looking for a fun and creative project to do? If so, why not try making your own winged creatures? With a little bit of imagination and some simple materials, you can create a whole world of whimsical and enchanting creatures.



Learn to Draw Birds & Butterflies: Step-by-step instructions for more than 25 winged creatures

by Robbin Cuddy

★★★★☆ 4.7 out of 5

Language : English
File size : 17796 KB
Text-to-Speech : Enabled
Screen Reader : Supported
Enhanced typesetting : Enabled
Word Wise : Enabled
Print length : 64 pages



In this article, we will provide you with step-by-step instructions for creating more than 25 different winged creatures. These creatures are made using a variety of mediums, such as paper, fabric, and wire. So whether you are a beginner or an experienced crafter, you are sure to find a project that you will enjoy.

Paper Winged Creatures

Paper is a great material for making winged creatures because it is lightweight and easy to work with. You can use a variety of papers, such as construction paper, origami paper, or even newspaper. To make your creatures, you will need to cut out the basic shapes of the body, wings, and tail. You can then glue or tape the pieces together to create your creature.

Here are some ideas for paper winged creatures that you can make:

- Birds
- Butterflies
- Bats
- Fairies
- Dragons

Fabric Winged Creatures

Fabric is another great material for making winged creatures. You can use a variety of fabrics, such as felt, cotton, or even silk. To make your creatures, you will need to cut out the basic shapes of the body, wings, and tail. You can then sew or glue the pieces together to create your creature.

Here are some ideas for fabric winged creatures that you can make:

- Owls
- Angels
- Pegasus
- Unicorns

- Griffons

Wire Winged Creatures

Wire is a great material for making winged creatures because it is strong and flexible. You can use a variety of wire gauges, such as 22 gauge or 24 gauge. To make your creatures, you will need to bend the wire into the basic shapes of the body, wings, and tail. You can then solder or glue the pieces together to create your creature.

Here are some ideas for wire winged creatures that you can make:

- Hummingbirds
- Butterflies
- Bats
- Fairies
- Dragons

Step-by-Step Instructions

Now that you have some ideas for winged creatures that you can make, let's take a look at some step-by-step instructions. These instructions will show you how to create a variety of different creatures, using a variety of different materials.

Paper Bird

To make a paper bird, you will need the following materials:

- Construction paper

- Scissors
- Glue

Instructions:

1. Cut out a circle for the body of the bird.
2. Cut out two triangles for the wings of the bird.
3. Cut out a small triangle for the tail of the bird.
4. Glue the wings to the body of the bird.
5. Glue the tail to the body of the bird.
6. Draw on the eyes and beak of the bird.

Fabric Owl

To make a fabric owl, you will need the following materials:

- Felt
- Scissors
- Needle and thread
- Stuffing

Instructions:


1. Cut out two circles for the body of the owl.
2. Cut out two triangles for the wings of the owl.
3. Cut out a small circle for the head of the owl.

4. Cut out two small circles for the eyes of the owl.
5. Sew the body of the owl together.
6. Sew the wings to the body of the owl.
7. Sew the head to the body of the owl.
8. Sew the eyes to the head of the owl.
9. Stuff the owl with stuffing.

Wire Hummingbird

To make a wire hummingbird, you will need the following materials:

- 22 gauge wire



Learn to Draw Birds & Butterflies: Step-by-step instructions for more than 25 winged creatures

by Robbin Cuddy

★★★★☆ 4.7 out of 5

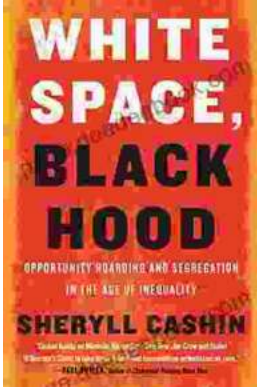
Language : English
File size : 17796 KB
Text-to-Speech : Enabled
Screen Reader : Supported
Enhanced typesetting : Enabled
Word Wise : Enabled
Print length : 64 pages





Every Cowgirl Loves Rodeo: A Western Adventure

Every Cowgirl Loves Rodeo is a 2021 American Western film directed by Catherine Hardwicke and starring Lily James, Camila Mendes, and Glen...



Opportunity Hoarding and Segregation in the Age of Inequality

In an age marked by profound inequality, the concepts of opportunity hoarding and segregation have emerged as pressing concerns. These phenomena...