


Your Easy Step-by-Step Guide to Choosing and Caring for Your Puppy



The New Puppy Handbook: Your Easy Step-By-Step Guide to Choosing, Training and Caring For Your Puppy by Christian de Silva

★★★★☆ 4 out of 5

Language : English
File size : 4767 KB
Text-to-Speech : Enabled
Screen Reader : Supported
Enhanced typesetting : Enabled
Print length : 112 pages
Lending : Enabled



Bringing a puppy into your life is a wonderful experience, but it also comes with a lot of responsibility. This guide will help you choose the perfect puppy for your family and provide you with all the information you need to keep your new furry friend happy and healthy.

Step 1: Choosing the Right Puppy

The first step in bringing a puppy into your life is choosing the right one. There are many factors to consider when making this decision, including:

- **Breed:** There are many different breeds of dogs, each with its own unique set of characteristics. Do your research to find a breed that is a good fit for your lifestyle and personality.

- **Size:** Puppies come in all sizes, from tiny teacups to giant breeds. Choose a size that is appropriate for your home and lifestyle.
- **Age:** Puppies are typically available for adoption between 8 and 12 weeks of age. Younger puppies require more care and attention, while older puppies may be more independent.
- **Temperament:** Puppies have different temperaments, just like people. Some puppies are more playful and energetic, while others are more laid-back and cuddly. Choose a puppy with a temperament that matches your own.
- **Health:** It is important to choose a puppy that is healthy. Ask the breeder or shelter about the puppy's medical history and get a veterinary checkup before bringing the puppy home.

Step 2: Bringing Your Puppy Home

Once you have chosen the perfect puppy, it is time to bring it home. Here are a few things you need to do to prepare for your new arrival:

- **Puppy-proof your home:** Remove any potential hazards, such as poisonous plants, electrical cords, and small objects that the puppy could choke on.
- **Set up a crate:** A crate is a safe and secure place for your puppy to sleep and relax. Choose a crate that is the right size for your puppy and make it comfortable with a blanket or bed.
- **Purchase supplies:** You will need to purchase a number of supplies for your puppy, including food, water bowls, a collar and leash, a bed, and toys.
- **Find a veterinarian:** It is important to find a veterinarian for your puppy before you bring it home. Your veterinarian can provide you with vaccinations, deworming, and other preventive care.

Step 3: Puppy Training

Training your puppy is essential for ensuring that it becomes a well-behaved and obedient dog. Start training your puppy as soon as you bring it home. Here are a few basic commands that you should teach your puppy:

- **Sit:** Have your puppy sit by saying "sit" and gently pushing its bottom down. Reward your puppy with a treat when it sits.
- **Stay:** Once your puppy knows how to sit, you can teach it to stay. Say "stay" and hold out your hand in front of its nose. Slowly step back and reward your puppy with a treat if it stays in place.
- **Come:** Teach your puppy to come when you call it by saying "come" and gently pulling on its leash. Reward your puppy with a treat when it comes to you.
- **Heel:** Teach your puppy to heel by walking beside you on a leash. Say "heel" and gently guide your puppy to walk beside you. Reward your puppy with a treat when it heels.


Step 4: Puppy Care

In addition to training, your puppy will need regular care to stay healthy and happy. Here are a few things you need to do to care for your puppy:

- **Feeding:** Puppies need to eat a high-quality diet that is specifically designed for their age and activity level. Feed your puppy small meals several times a day.

- **Exercise:** Puppies need plenty of exercise to stay healthy and happy. Take your puppy for walks, play fetch, and give it plenty of opportunities to run and explore.
- **Grooming:** Puppies need to be brushed regularly to keep their coat healthy and free of mats. You should also bathe your puppy every few weeks.
- **Vaccinations:** Puppies need to be vaccinated against a number of diseases, including distemper, parvovirus, and rabies. Talk to your veterinarian about a vaccination schedule for your puppy.
- **Deworming:** Puppies can be infected with worms, so it is important to deworm them regularly. Talk to your veterinarian about a deworming schedule for your puppy.

Bringing a puppy into your life is a wonderful experience, but it is also a lot of responsibility. By following the tips in this guide, you can choose the perfect puppy for your family and provide it with all the care and training it needs to thrive.



The New Puppy Handbook: Your Easy Step-By-Step Guide to Choosing, Training and Caring For Your

Puppy by Christian de Silva

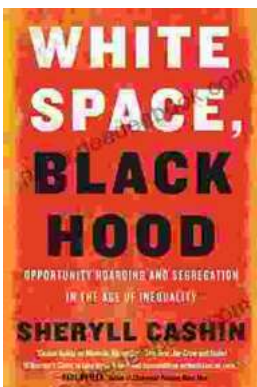
★★★★☆ 4 out of 5

Language : English
File size : 4767 KB
Text-to-Speech : Enabled
Screen Reader : Supported
Enhanced typesetting : Enabled
Print length : 112 pages
Lending : Enabled



Every Cowgirl Loves Rodeo: A Western Adventure

Every Cowgirl Loves Rodeo is a 2021 American Western film directed by Catherine Hardwicke and starring Lily James, Camila Mendes, and Glen...



Opportunity Hoarding and Segregation in the Age of Inequality

In an age marked by profound inequality, the concepts of opportunity hoarding and segregation have emerged as pressing concerns. These phenomena...

